

FEDERAL RELIEF FUNDS MEMBER SURVEY

KEY FINDINGS

Results as of November 15, 2021

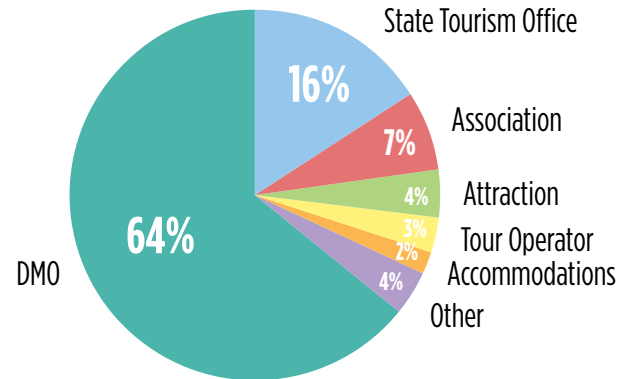
U.S. TRAVEL
ASSOCIATION®

Overview Analysis

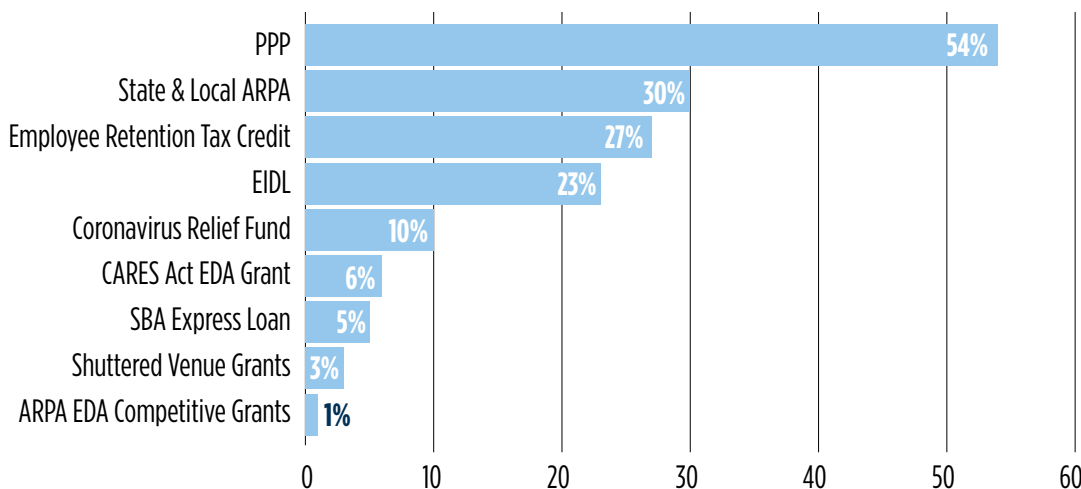
U.S. Travel fielded a series of surveys to members to gain an understanding of what relief funding has been accessed, the amounts received and intended uses.

- Of those surveyed, nearly nine in 10 (89%) reported receiving some form of federal relief—whether from state & local ARPA funds, PPP or the Employee Retention Tax Credit—**totaling \$487 million.**
- The total average funds received was **\$4.1 million** per organization.

Responses by Industry Segment



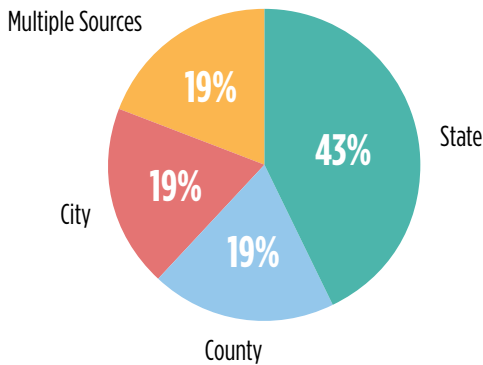
Total Relief Funds Received by Source



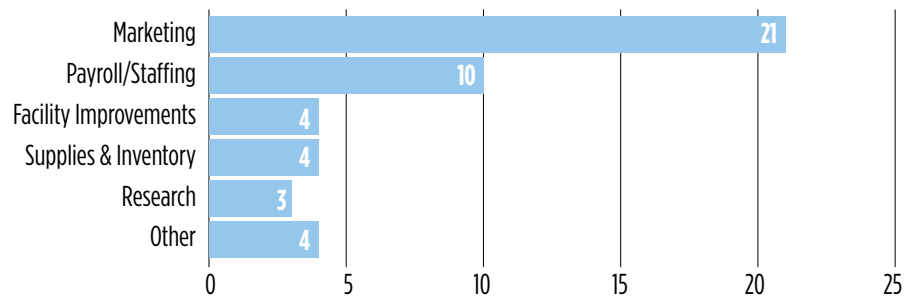
State & Local ARPA Funds

- Three in 10 organizations reported receiving ARPA funds from their state or local government, totaling **more than \$260 million**.
- The average amount received was **\$7.2 million per organization**.
- For some this number was far greater (e.g., Arizona’s Office of Tourism received \$100 million).
 - Of those that reported receiving funds, the majority received funds from the State and the top usage was for marketing purposes.

ARPA Funding Source



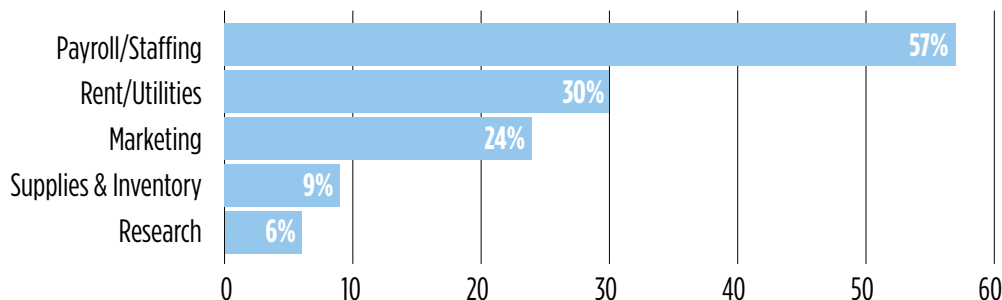
Top State & Local ARPA Funding Usage



Direct Federal Relief

- In addition to the federal funds administered at the state and local level, respondents received **more than \$226 million in direct federal relief**, for an average of **\$2.4 million per organization**.
- Direct federal relief was received through a variety of programs, with PPP being the top source of funding and payroll/staffing being the top use.

Direct Federal Relief Funds Usage



Federal Relief Program Spotlight¹

Paycheck Protection Program (PPP)

The Paycheck Protection Program provided forgivable loans of up to \$10 million (1st Draw Loans) or \$2 million (2nd Draw Loans) to small businesses, DMOs, and other entities. The application window for new PPP loans closed on May 31, 2021.

Amount Enacted: \$813.7 billion

Amount Distributed: \$812.9 billion

Number of Recipients: 8.9 million

Average Amount Received: \$70,500

Economic Injury Disaster Loan (EIDL) Program

The Economic Injury Disaster Loan Program provides low-interest loans to eligible employers to cover working capital needs. The application window ends on December 31, 2021.

Amount Authorized: \$367.1 billion

Amount Distributed: \$292.7B

Number of Recipients: 3.8 million

Average Amount Received: \$76,000

Airport Grants

Through multiple rounds of funding, grants were provided to airports to help prevent, prepare for, and respond to COVID-19—including relief to airport concessionaires.

Amount Enacted: \$20 billion

Amount Distributed: \$15.8 billion

Number of Recipients: 2,000

Average Amount Received: \$1.9 million

Aviation Payroll Support

The Aviation Payroll Support program provided grants to passenger air carriers, cargo air carriers, and aviation contractors for payroll expenses until September 30, 2021.

Amount Enacted: \$62 billion

Amount Distributed: \$59 billion

Number of Recipients: 780

Average Amount Received: \$38 million

Employee Retention Tax Credit (ERTC)

The Employee Retention Tax Credit provided employers with a tax credit to use against payroll taxes, worth up to 70% of eligible compensation, up to \$7,000 per employee per quarter. The bipartisan Infrastructure Investment and Jobs Act (H.R.3684) retroactively moved up the expiration date of the credit to October 1, 2021.

Amount Enacted: \$86 billion

Amount Distributed: Unknown

¹ Sources: [PandemicOversight.gov](https://pandemicoversight.gov), [CBO Letter to Sen. Sinema](#), [CRS Report on SBA programs](#), and [SBA COVID EIDL Reports](#)