

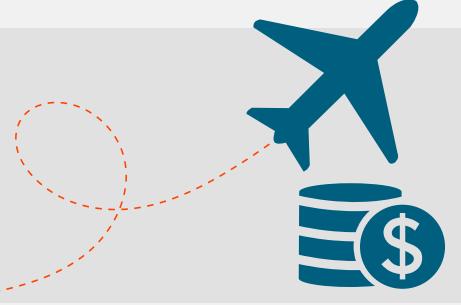
Economic Impact of the U.S. Travel Industry

2022 National Data

Travelers in the United States spent **\$1.2 trillion** in 2022, which produced an economic footprint of **\$2.6 trillion**. U.S. Travel advocates for policies to grow travel across all segments and restore economic and job growth for this essential contributor to our nation's success. Visit ustravel.org for information and the latest economic data.


2022 NATIONAL DATA

WHEN THE TRAVEL INDUSTRY THRIVES, AMERICA THRIVES.



\$1.2 TRILLION
In Travel Spending

Produces **\$2.6 TRILLION**
In Economic Output



Once our nation's **#1 SERVICES EXPORT**




travel has the unique ability to **generate a trade surplus**




However, in 2022, travel's surplus declined to just **\$3 BILLION**

from a peak of **\$86 BILLION** in 2015


The travel industry directly employs **8 MILLION** American workers





But still has nearly **2 MILLION** job openings as of early 2023

Travel spending alleviates an average of **\$1,270** in taxes per U.S. household



Each segment of travel plays an essential role in boosting **our economy**, contributing billions in travel spending:

<p>DOMESTIC LEISURE</p> <p>\$837 BILLION</p> <p>(99% RECOVERED**)</p>	<p>DOMESTIC BUSINESS</p> <p>\$234 BILLION</p> <p>(74% RECOVERED**)</p>	<p>INTERNATIONAL INBOUND</p> <p>\$116 BILLION</p> <p>(55% RECOVERED**)</p>
--	---	---

**Percent recovered is adjusted for inflation